



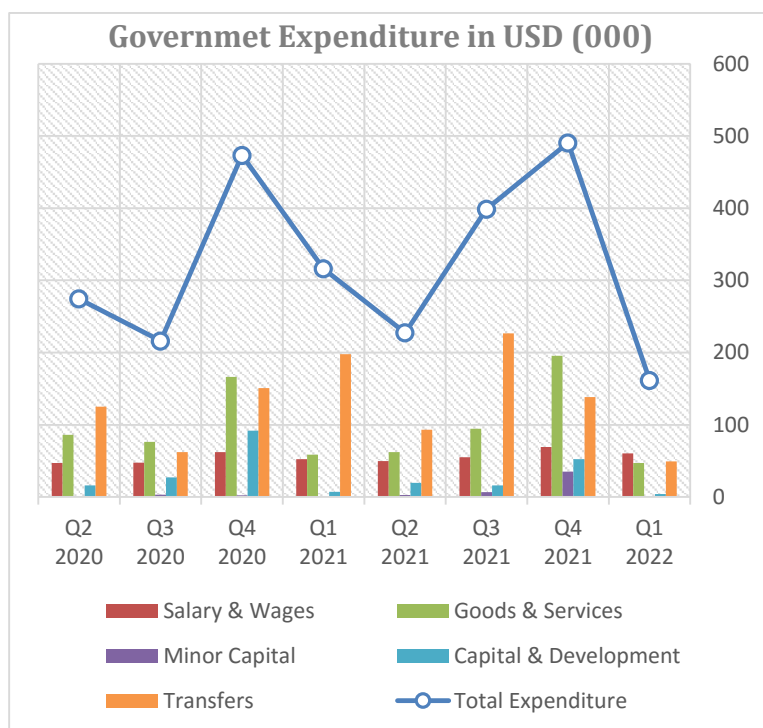
National Directorate Economic Policy, Quarterly Economic Indicators

Q1 2022 vs Q1 2021

Summary

- Total Government Expenditure decreased by 49% in first quarter 2022 compared to the first quarter 2021 and it also decreased 67% in Q1 of this year compared to Q4 2021. Spending on Minor Capital saw twice the increase in the first quarter than the increase in any other expenditure item.
- Domestic revenue increased by 36% in Q1 compared to the same period last year. This was partially due to an increase collection from Autonomous Agencies and Special Administrative Regions.
- Total Merchandise imports increased by 68% compared to Q1 last year. Imports of consumption goods also increased by 57%, cereals increased by 132%, imports of beverages increased by 320% and imports related to construction increased such as capital goods increased by 61%, machinery increased by 193% and cement by about 98% in Q1 2022 compared to Q1 2021.
- Total non-oil exports increased 158% in Q1 2022 compared to Q1 2021. Coffee exports also rebounded and increased by 98% in Q1 2022 compared to same period in 2021. This was due to the easing of lockdown restrictions which allowed for a successful harvest between August and September.
- Individual credit to commercial banks increased by 7.8% in March 2022 compared to March 2021 commercial bank interest rates fell by 1.1% in March 2022 compared to same period in last year.

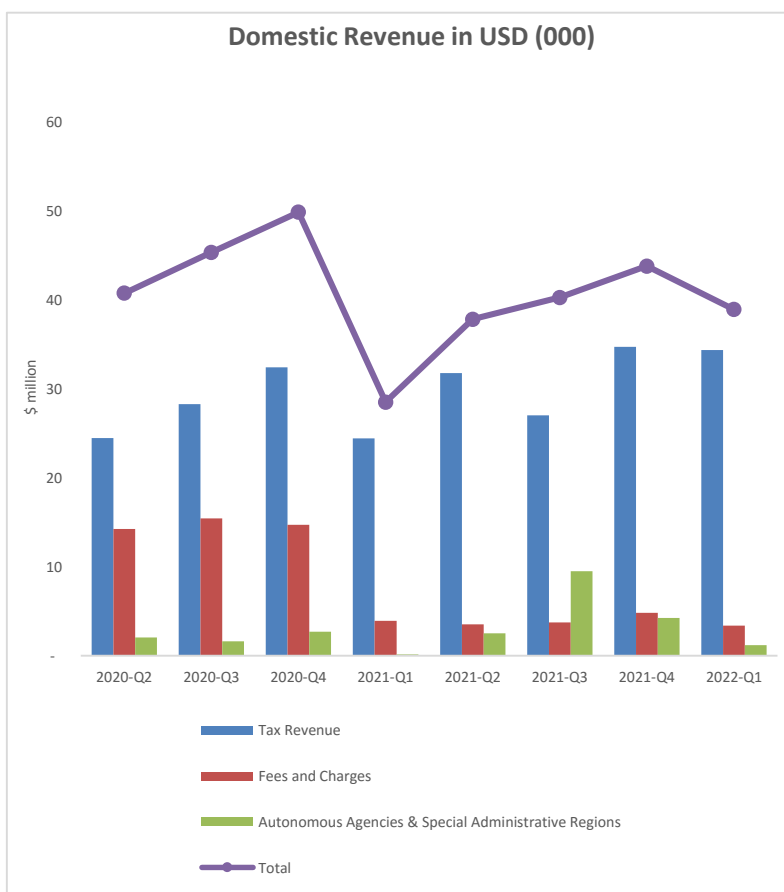
Government Expenditure



Source: DNPE, Ministry of Finance, May 2022

- The total Government Expenditure decreased 49% in Q1 2022 compared to Q1 2021. It also decreased 67% in Q1 2022 compared with Q4 2021.
- Expenditure on salaries and wages increased 15% in Q1 2022 from the same point last year.
- Minor Capital expenditure more than tripled (increasing by 234%) between Q1 2022 and Q4 2021. This was the highest increase in any expenditure category during this period.
- Spending on Capital Development decreased 43% from Q1 2022 to Q4 2021 and significantly decreased by 92% compared to Q4 2021.
- Spending on transfers also saw a significant decrease of 75% in Q1 2022 compared to Q1 2021.

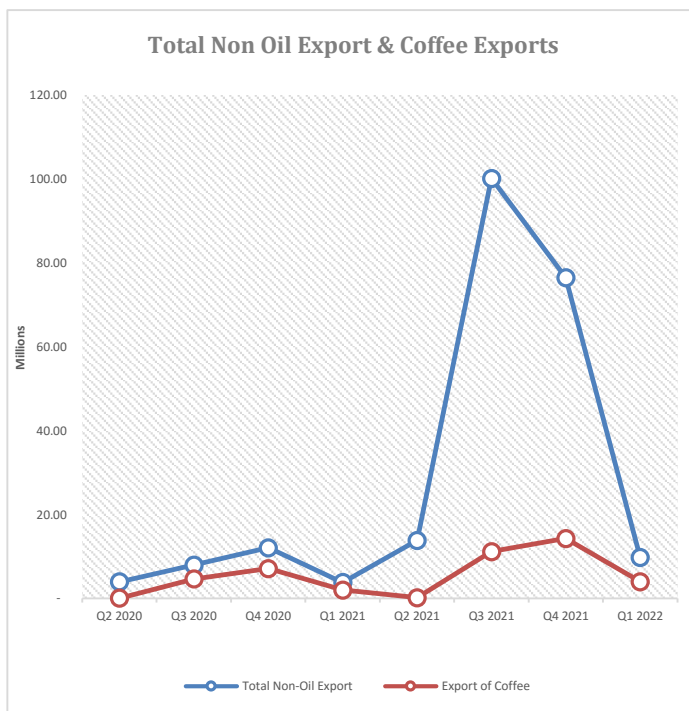
Government Revenue



Source: DNPE, Ministry of Finance, May 2022

- Total domestic revenue increased by 36% in Q1 2022 compared to Q1 2021. This was mainly due to increases in revenue from Autonomous Agencies.
- Fees and charges in Q1 2022 fell by 14% - from Q1 2021. Fees and charges saw the significant fall because, this does not include collections from EDTL and Bee TL in 2021 amounts as they became public enterprises at the start of 2021.
- Autonomous Agencies and Special Administrative Regions saw a significant increase in revenue of 657% in Q1 2022 from Q1 2021. However revenue fell by 72% from Q4 2021.

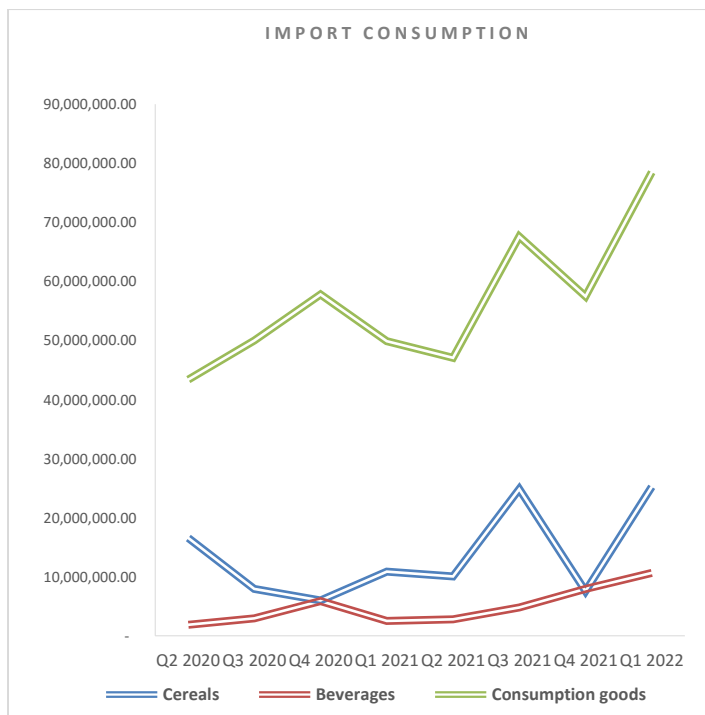
Imports



- Total non-oil exports increased significantly by 158% in Q1 2022 compared to Q1 2021 but decreased 87% when compared to Q4 2021.
- Coffee Exports increased 98% in Q1 2022 compare to Q1 2021, due to the easing of Covid-19 restrictions which also affected trade activity. But exports decreased 72% from Q4 2021.

Source: DG Estatsistics, Minstry of Finance, May 2022

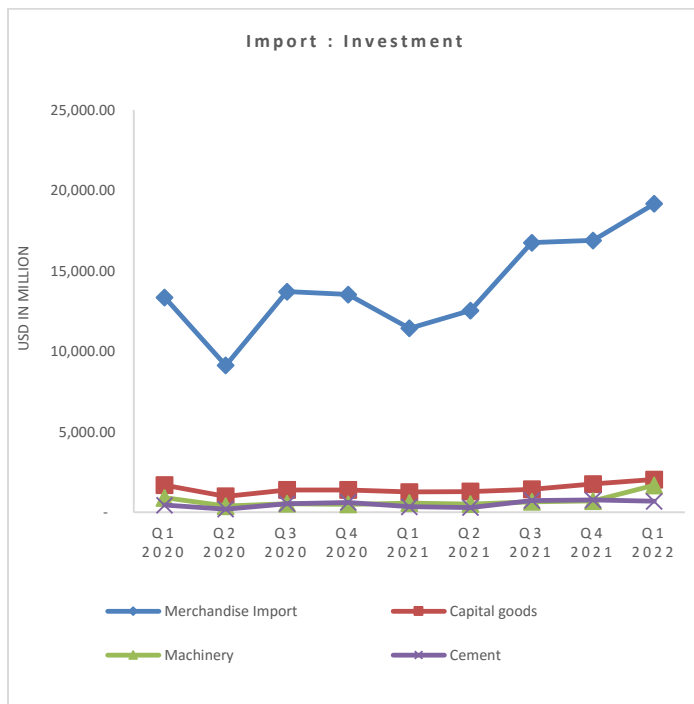
Imports- consumption



- Consumption good imports increased significantly by 57% in Q1 2022 compared to Q1 2021. There was also a 37% increase in Q1 2022 compared to Q4 in 2021.
- Cereal imports increased by 132% in Q1 2022 compared to Q4 2021. There was also a 234% increase compared to Q4 2021.
- Imports of Beverages went up by 320% in Q1 2022 when compared to Q1 2021. They also saw a 35% increase in Q1 2022 compared to Q4 2021.

Source: General Directorate of Statistics, Ministry of Finance, May 2022

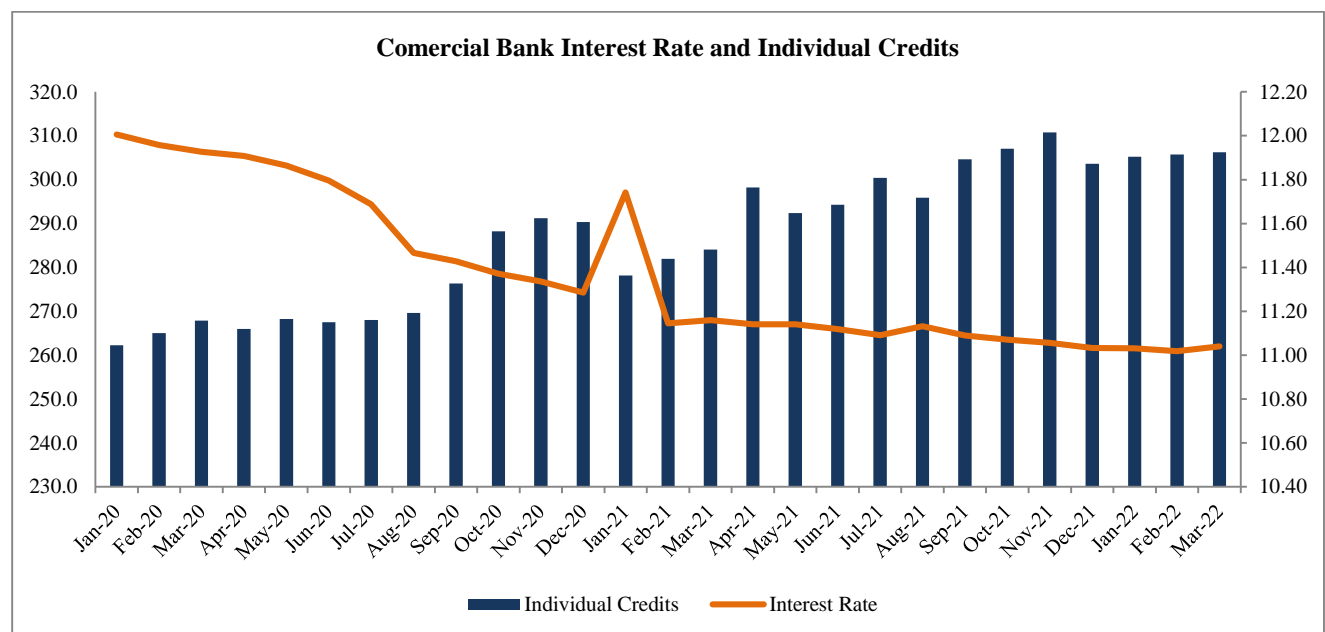
Imports of Investments



- Total imports for Q1 2022 increased by 73% compared to Q4 2021. There was also a slight increase of 17% compared to Q4 2021.
- Imports relating to Investment and Construction increased YoY, specifically:
 - Merchandise imports increased 68%
 - Capital Goods imports increased by 62%
 - Machinery imports almost tripled to 193%
 - Cement imports significantly increased by 98%.

Source: General Directorate of Statistics, Ministry of Finance, May 2022

Financial Sector



Source: Central Bank of Timor-Leste, February 2022

- Individual credit to commercial banks increased by 7.8% in March 2022 compared to March 2021. But did not change in March compared to February 2022.
- Commercial bank interest rates also decreased by 1.1% in March 2022 compare to same period 2021. There was no change interest rates between February and March 2022.

The Economic Quarterly Indicator is produced by the National Directorate of Economic Policy, General Directorate of Planning and Budgeting, Ministry of Finance.

If have any queries please address to contact below:

1. *Epifanio Martins* (epmartins@mof.gov.tl)
Director of Economic Policy
2. *Gregorio Soares* (grsoares@mof.gov.tl)
Chefe Department of Macroeconomic Modeling and Projection
3. *Madhav Lala* (mlala@mof.gov.tl)
Macroeconomic and Fiscal Advisor (ODI)