



# EAST TIMOR

Fact Sheet

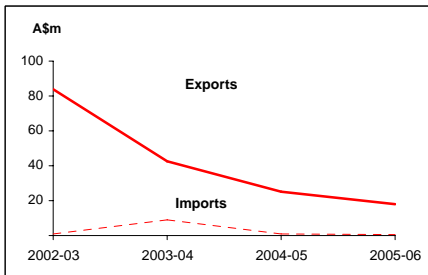
## General information:

Fact sheets are updated biannually; May and September

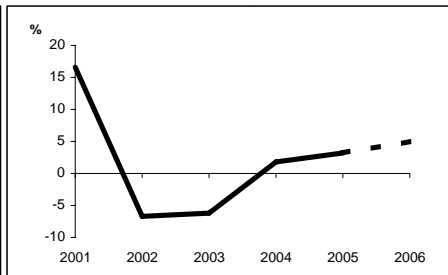
<b>Capital:</b>	Dili	<b>Head of State:</b>	
<b>Surface area:</b>	14,874 sq km	<b>H.E. President Kay Rala Xanana Gusmao</b>	
<b>Official languages:</b>	Portuguese, Tetum	<b>Head of Government:</b>	
<b>Population:</b>	0.9 million (2005)	<b>Prime Minister Dr José Ramos-Horta</b>	
<b>Exchange rate:</b>	A\$1 = US\$0.75088 (July 2006)		

<b>Recent economic indicators:</b>	<b>2001</b>	<b>2002</b>	<b>2003</b>	<b>2004</b>	<b>2005(a)</b>	<b>2006(b)</b>
<b>GDP (US\$m) (current prices):</b>	368	343	336	340	355	378
<b>GDP PPP (US\$m) (c):</b>	1,707	1,620	1,551	1,621	1,704	1,824
<b>GDP per capita (US\$):</b>	443	398	374	370	378	393
<b>GDP per capita PPP (US\$) (c):</b>	2,056	1,877	1,728	1,765	1,813	1,898
<b>Real GDP growth (% change YOY):</b>	16.6	-6.7	-6.2	1.8	3.2	5.0
<b>Current account balance (US\$m):</b>	49	35	19	131	292	412
<b>Current account balance (% GDP):</b>	13.2	10.2	5.8	40.4	88.3	123.5
<b>Goods exports (% GDP):</b>	1.1	1.7	2.2	2.3	2.3	n.a.
<b>Inflation (% change YOY):</b>	3.6	4.8	7.1	3.3	0.9	2.0

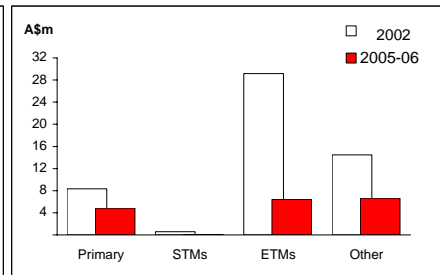
Australia's merchandise trade with East Timor



Real GDP growth



Australia's merchandise exports to East Timor



## Australia's trade relationship with East Timor (d):

### Australian merchandise trade with East Timor, 2005-06:

Exports to East Timor (A\$m):	18	<b>Total share:</b>	0.0%	<b>Rank:</b>	92nd	<b>Growth (yoy):</b>	-28.6%
Imports from East Timor (A\$m):	1		0.0%		144th		-34.5%
Total trade (exports + imports) (A\$m):	19		0.0%		110th		-28.8%

### Major Australian exports\*, 2005-06 (A\$m):

Refined petroleum	2
Passenger motor vehicles	1
Non-alcoholic beverages	1
Motor vehicles for transporting goods	1

### Major Australian imports, 2005-06 (A\$m):

Coffee and coffee substitutes	408
Crustaceans	86
"Hard" fixed vegetable fats & oils	66
Pearls and gems	22

\*Includes A\$6.7m of confidential items and special transactions, 37% of total exports.

### Australia's trade in services with East Timor, 2005:

Exports of services to East Timor (A\$m):	n.a.	<b>Total share:</b>	n.a.
Imports of services from East Timor (A\$m):	n.a.		n.a.

## East Timor's global merchandise trade relationships:

### East Timor's principal export destinations, 2004:

1	Australia	41.7%
2	Japan	22.8%
3	Portugal	12.4%
4	United States	4.1%

### East Timor's principal import sources, 2004:

1	Indonesia	42.8%
2	Australia	24.8%
3	Singapore	11.2%
4	Vietnam	3.6%

Compiled by the Market Information and Analysis Section, DFAT, using the latest data from the ABS, the IMF and various international sources.

(a) all recent data subject to revision; (b) IMF forecast; (c) PPP is purchasing power parity. (d) Total may not add due to rounding.

n.a. Data not available.